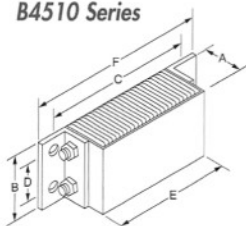
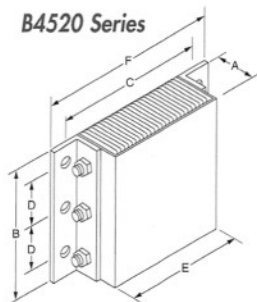


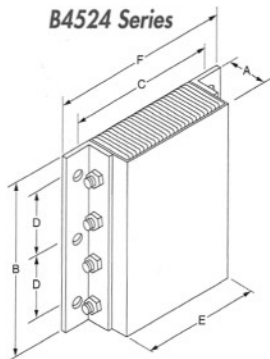
B4510 Series



B4520 Series



B4524 Series



Model	Projection x Height x Bolt Hole Centers (Length) (A x B x C) Size	D Vertical Bolt Hole Centers	E Rubber Length	F Overall Length	Wt. lbs.
B4510-14-SF	5-1/4" x 10" x 14"	6"	10"	16"	48
B4510-18-SF	5-1/4" x 10" x 18"	6"	14"	20"	58
B4510-24-SF	5-1/4" x 10" x 24"	6"	20"	26"	73
B4510-36-SF	5-1/4" x 10" x 36"	6"	32"	38"	72
B4512-14-SF	5-1/4" x 12" x 14"	4"	10"	16"	35
B4512-18-SF	5-1/4" x 12" x 18"	4"	14"	20"	44
B4512-24-SF	5-1/4" x 12" x 24"	4"	20"	26"	58
B4512-36-SF	5-1/4" x 12" x 36"	4"	32"	38"	84
B4520-11-SF	5-1/4" x 20" x 11"	7"	7"	13"	73
B4524-11-SF	5-1/4" x 24" x 11"	9"	7"	13"	56
B4536-11-SF	5-1/4" x 36" x 11"	15"	7"	13"	85
B610-14-SF	6-3/4" x 10" x 14"	6"	10"	16"	33
B610-18-SF	6-3/4" x 10" x 18"	6"	14"	20"	40
B610-24-SF	6-3/4" x 10" x 24"	6"	20"	26"	55
B610-36-SF	6-3/4" x 10" x 36"	6"	32"	38"	82
B612-14-SF	6-3/4" x 12" x 14"	4"	10"	16"	39
B612-18-SF	6-3/4" x 12" x 18"	4"	14"	20"	50
B612-24-SF	6-3/4" x 12" x 24"	4"	20"	26"	72
B612-36-SF	6-3/4" x 12" x 36"	4"	32"	38"	105
B620-11-SF	6-3/4" x 20" x 11"	7"	7"	13"	53
B624-11-SF	6-3/4" x 24" x 11"	9"	7"	13"	64
B636-11-SF	6-3/4" x 36" x 11"	15"	7"	13"	100

NOTE: Available in 9" thick pads with an overall 9 3/4" projection. Other standard sizes available.

Pittsburgh Material Handling

PH: 888-557-1515 FAX: 888-564-2525